

“LISTENING SCAVENGER HUNT”

for Luke 3 and 4

This activity is to encourage carefully listening as the text of Luke 3 and 4 is read out loud. This can be helpful for classes where you have mixed students, some being familiar with the text and others not so familiar. Even if a student has heard these chapters before, this activity will make listening to them again fun and interesting.

What to do:






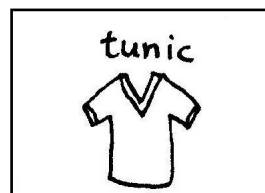


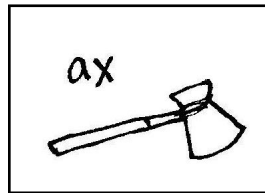




Give each player a game page (photocopy the following pattern page) and some tokens to place on the squares. Each player will need about 20 tokens. (You could also use a pencil to mark off the squares.) When the players hear a word that is on their sheet, they put a token on it. (They can put more than one token on a picture if they hear it mentioned more than once.) Hopefully, by the end of the chapter, they will have all the squares marked off.

NOTE: This is not a game where one person wins. It is a “audio scavenger hunt.” Most kids should already be familiar with the format of a scavenger hunt. The goal is simply to encourage careful listening.

TIP: Kids enjoy having the tokens be edible things they can eat when the game is over!

LISTENING SCAVENGER HUNT

LUKE 3



LUKE 4

